

Harness Structural test Report

Inspection certificate number: **PH_255.2018**

Manufacturer data:

Manufacturer name: **Sol Paragliders - Sol Sports Ltda.**
 Representative: **Ary Carols Pradi**
 Street: **Rua Walter Marquardt,1180**
 Post code place: **Cep 89259-700 Jaragua do Sul, SC**
 Country: **Brazil**

Sample data:

Name: **Alpamayo**
 Type: **ABS**
 Size: **unique size**
 Serial number: **23469**
 Impact pad type: ⁽¹⁾ **n/a**
 Clip-in weight [kg]: **120**

Date of test: **24.02.2018**

Atmosphere AGL:

| | |
|--------|---------------|
| [C°] | 21.8 |
| RH [%] | 34 |
| [hPa] | 1011.3 |

Summary of Structural test

| Test id | - EN 1651 | Setup | Req. Load [g] | Req. Load [N] | Min. duration [s] | Result |
|---------|-----------|--------------------------------|---------------|---------------|-------------------|-----------------|
| R0 | ✓ 5.3.2.1 | Default flying position | 6 | 7200 | 10 | POSITIVE |
| R2 | ✓ 5.3.2.2 | Default flying position | 15 | 18000 | 5 | POSITIVE |
| R4 | ✓ 5.3.2.7 | Flying position before landing | 15 | 18000 | 5 | POSITIVE |
| R6 | 5.3.2.4 | Rescue attachments | 15 | 18000 | 5 | n/a |
| R8 | ✓ 5.3.2.3 | Asymmetric, one riser | 6 | 7200 | 10 | POSITIVE |
| R9 | 5.3.2.5 | Towing | 5 | 6000 | 10 | n/a |
| R10 | ✓ 5.3.2.6 | Asymmetric, negative | 4.5 | 5400 | 10 | POSITIVE |

Rescue deployment test

| Test id | - NfL II 91/09 | Setup | Min load [N] | Max. load [N] | Measured [N] | Result |
|---------|----------------|-------------------------|--------------|---------------|--------------|-----------------|
| RRDT | ✓ 6.1.5 | Default flying position | 20 | 70 | 0.00 | POSITIVE |

Rescue Deployment Handle strength test

| Test id | - EN 12491 | Setup | Req. Load [N] | Min. duration [s] | Breaking strength [N] | Result |
|---------|------------|--------------------------|---------------|-------------------|-----------------------|-----------------|
| RRST | ✓ 5.3.2 | Two end points of handle | 700 | 10 | 0.00 | POSITIVE |

| Manufacture | Instrument | Type no | S/N | Validity Calibration |
|-------------|--------------------|--------------|----------|----------------------|
| HBM | Load Sensor GE01 | 1-S9M/50KN-1 | 31314643 | 14.10.2019 |
| Burster | Sensor Burster | 8431-10000 | 1185483 | 01.06.2020 |
| JDC elec | Geos n°11 Skywatch | Geos n°11 | 22 | 08.05.2019 |

The validation of this test report is given by the signature of the test manager on the Inspection Certificate no 94.20

⁽¹⁾ If Impact pad available, see test report no. 94.22 and inspection certificate no. 94.20

Calculated value in tests reports include the value minus the uncertainty (on safe side) / The uncertainty stated is the expanded uncertainty obtained by multiplying the standard uncertainty by the coverage factor k = 2. The value of the measurand lies within the assigned range of values with a probability of 95%.

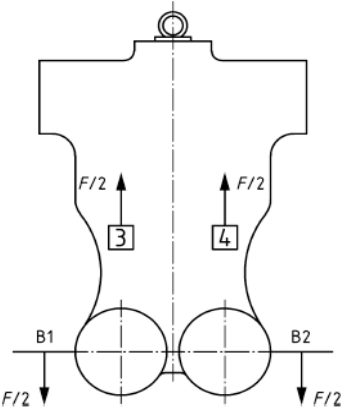
This declaration must not be reproduced in part without the written permission of AIR TURQUOISE SA.

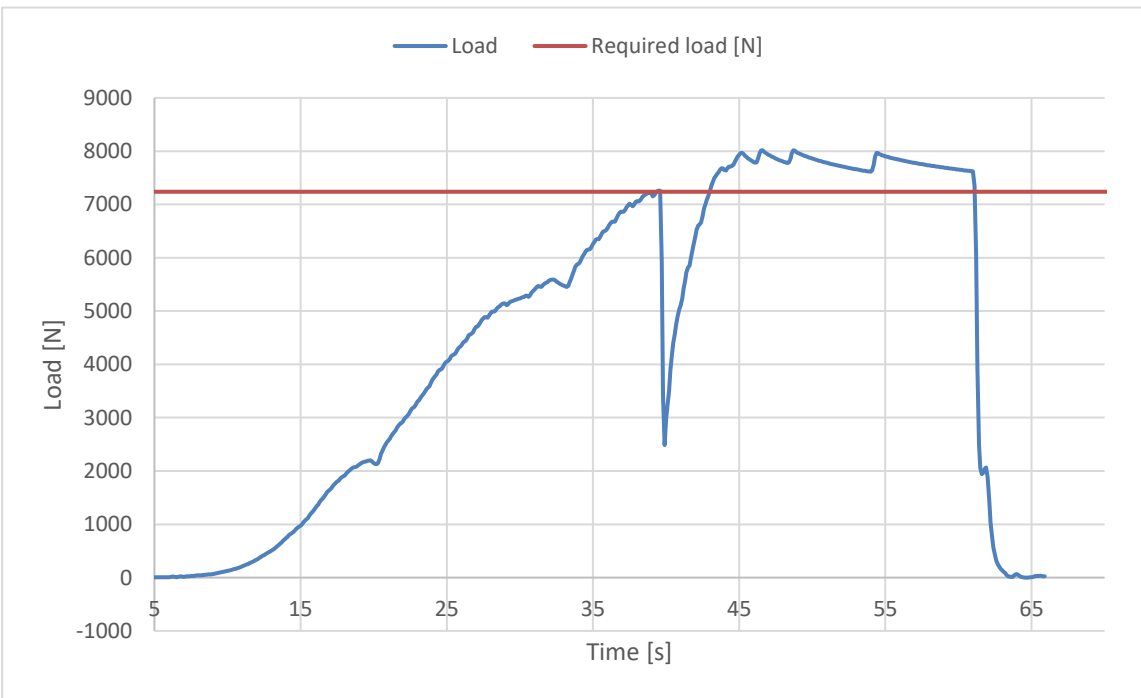
Inspection certificate number: **PH_255.2018**

model: **Alpamayo unique size**

Harness Structural test

Test ID R0

| | | |
|---------------------------------|---|--|
| Standard | EN 1651:1999 |  |
| Reference in standard | 5.3.2.1 | |
| Test setup | Default flying position | |
| Attachment points | Both main riser attachment (3,4) | |
| Anchor points | Dummy (B1, B2) | |
| Required load [g] | 6 | |
| Required load [N] | 7200 | |
| Minimum test duration [s] | 10 | |
| Result | | |
| Test duration [s] | 18.2 | |
| Any signs of structural failure | No | |
| Test results | POSITIVE | |



The validation of this test report is given by the signature of the test manager on the Inspection Certificate no 94.20

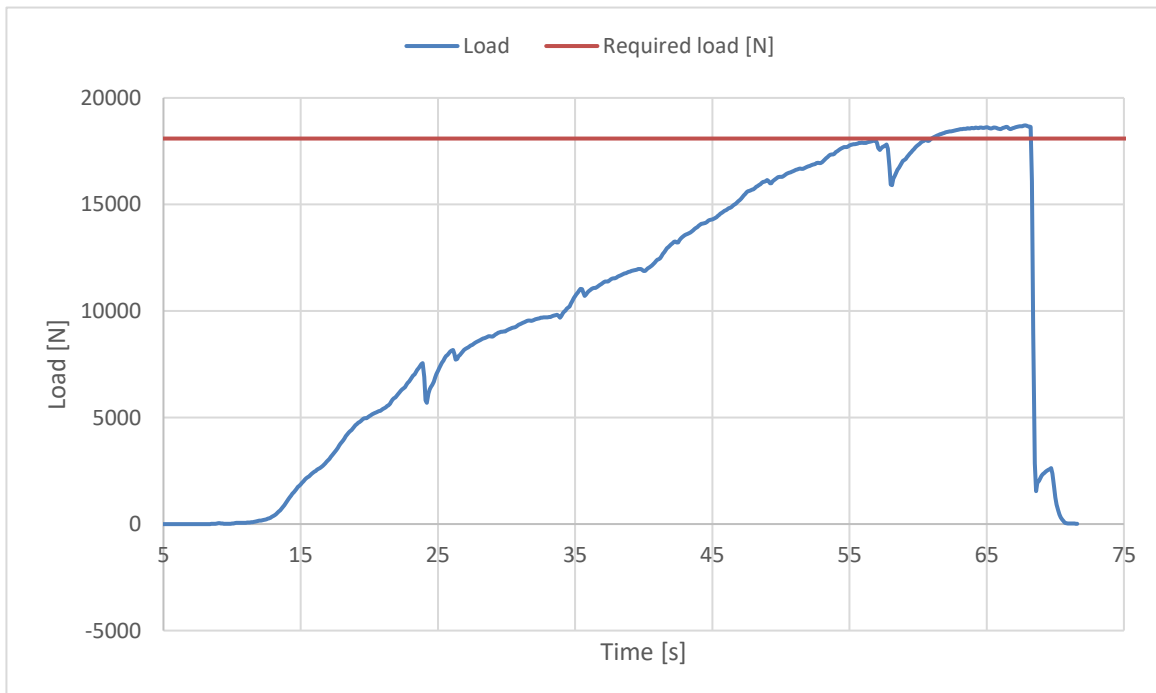
Inspection certificate number: **PH_255.2018**

model: **Alpamayo unique size**

Harness Structural test

Test ID R2

| | | |
|---------------------------------|---|--|
| Standard | EN 1651:1999 | |
| Reference in standard | 5.3.2.2 | |
| Test setup | Default flying position | |
| Attachment points | Both main riser attachment (3,4) | |
| Anchor points | Dummy (B1, B2) | |
| Required load [g] | 15 | |
| Required load [N] | 18000 | |
| Minimum test duration [s] | 5 | |
| Result | | |
| Test duration [s] | 7.3 | |
| Any signs of structural failure | No | |
| Test results | POSITIVE | |



The validation of this test report is given by the signature of the test manager on the Inspection Certificate no 94.20

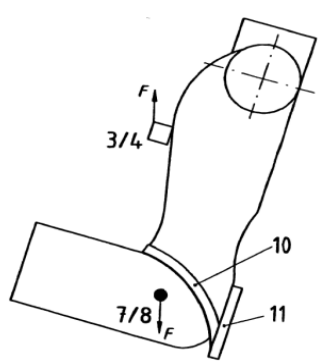
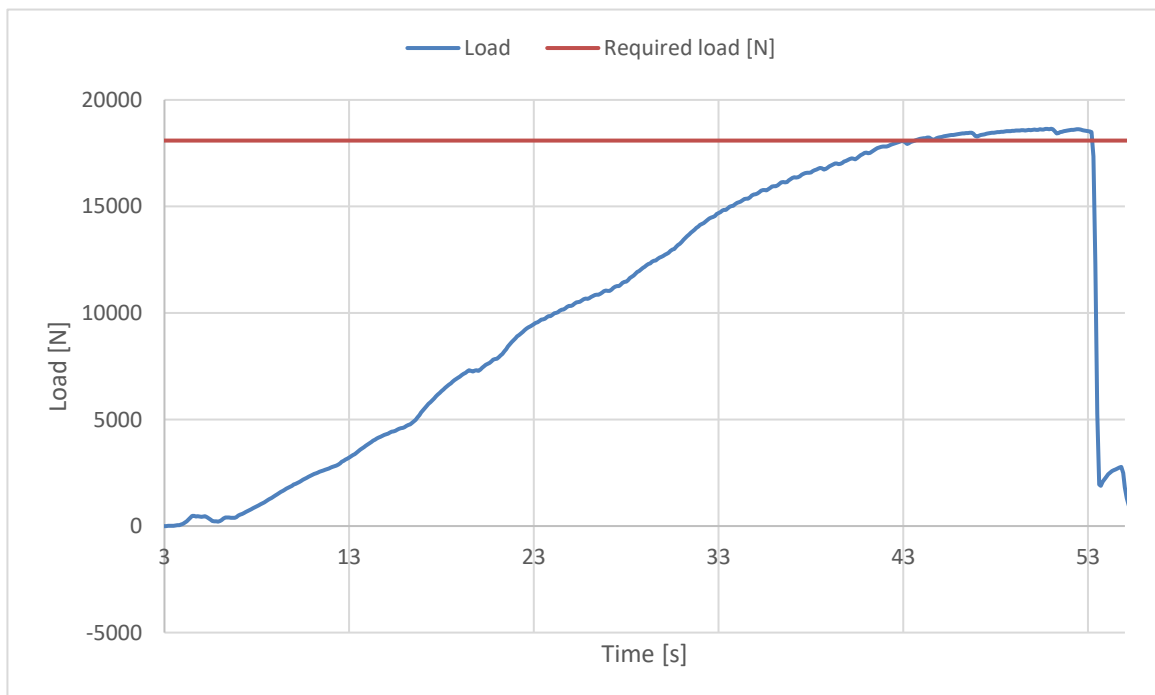
Inspection certificate number: **PH_255.2018**

model: **Alpamayo unique size**

Harness Structural test

Test ID R4

| | |
|---------------------------------|---|
| Standard | EN 1651:1999 |
| Reference in standard | 5.3.2.7 |
| Test setup | Flying position before landing |
| Attachment points | Both main riser attachment (3,4) |
| Anchor points | Dummy (7,8) |
| Required load [g] | 15 |
| Required load [N] | 18000 |
| Minimum test duration [s] | 5 |
| Result | |
| Test duration [s] | 9.6 |
| Any signs of structural failure | No |
| Test results | POSITIVE |

The validation of this test report is given by the signature of the test manager on the Inspection Certificate no 94.20

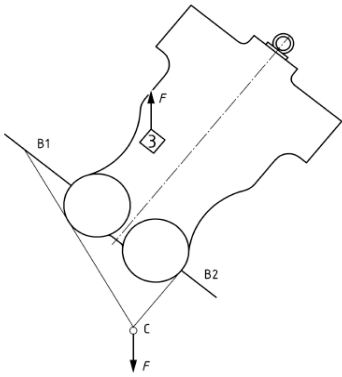
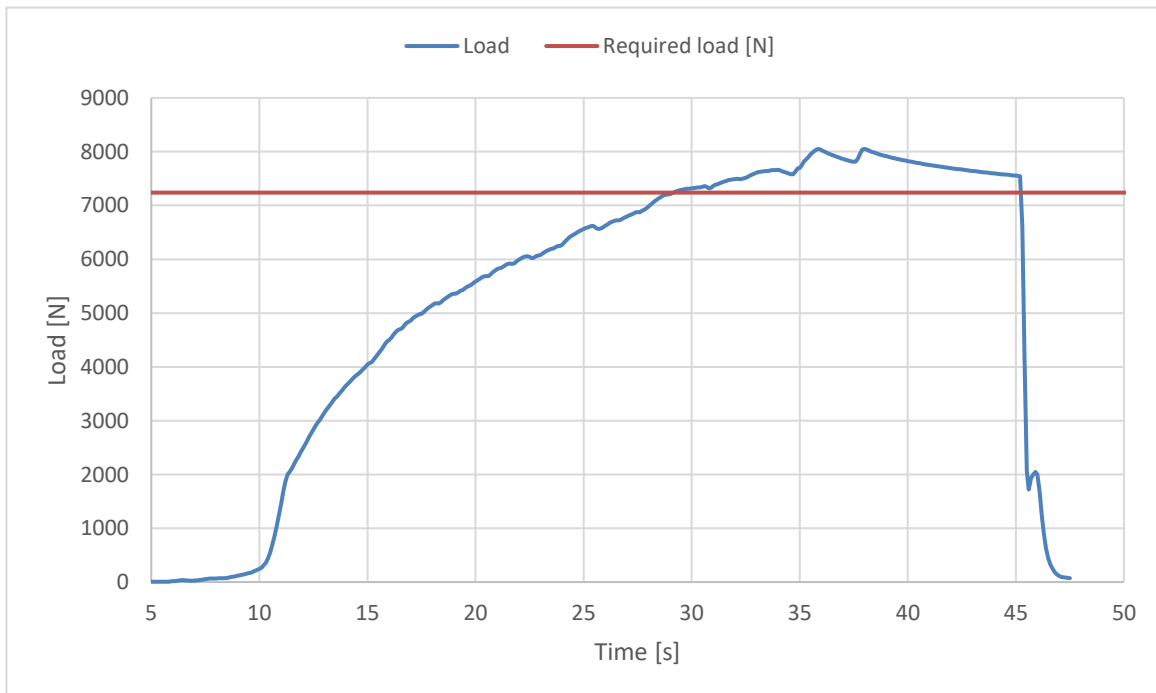
Inspection certificate number: **PH_255.2018**

model: **Alpamayo unique size**

Harness Structural test

Test ID R8

| | |
|---------------------------------|--------------------------------------|
| Standard | EN 1651:1999 |
| Reference in standard | 5.3.2.3 |
| Test setup | Asymmetric, one riser |
| Attachment points | One main riser attachment (3) |
| Anchor points | Dummy (B1,B2) |
| Required load [g] | 6 |
| Required load [N] | 7200 |
| Minimum test duration [s] | 10 |
| Result | |
| Test duration [s] | 16.1 |
| Any signs of structural failure | No |
| Test results | POSITIVE |

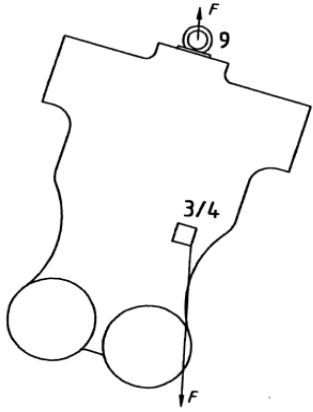
The validation of this test report is given by the signature of the test manager on the Inspection Certificate no 94.20

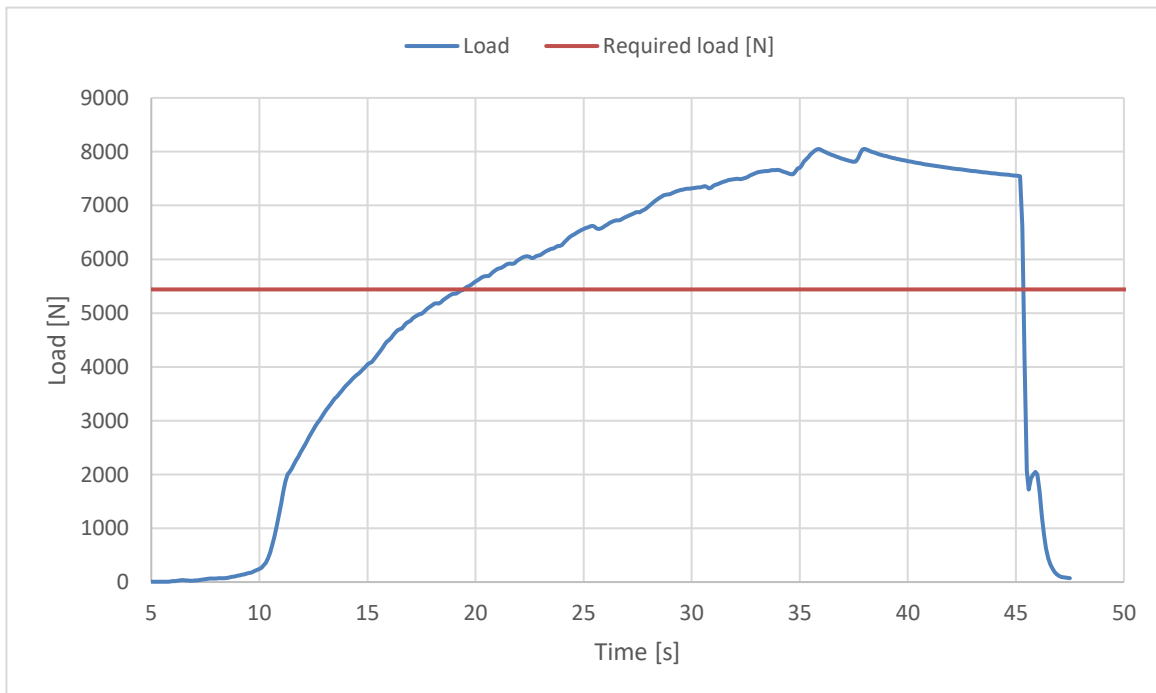
Inspection certificate number: **PH_255.2018**

model: **Alpamayo unique size**

Harness Structural test

Test ID R10

| | | |
|---------------------------------|---|--|
| Standard | EN 1651:1999 |  |
| Reference in standard | 5.3.2.6 | |
| Test setup | Asymmetric, negative | |
| Attachment points | One main riser attachment (3 or 4) downwards | |
| Anchor points | Dummy (9) | |
| Required load [g] | 4.5 | |
| Required load [N] | 5400 | |
| Minimum test duration [s] | 10 | |
| Result | | |
| Test duration [s] | 25.9 | |
| Any signs of structural failure | No | |
| Test results | POSITIVE | |



The validation of this test report is given by the signature of the test manager on the Inspection Certificate no 94.20